

**DEPENDABLE  
PRODUCT  
NEWS**  
**TUBELITE®**  
**DEPENDABLE**

LEADERS IN ECO-EFFICIENT STOREFRONT,  
CURTAINWALL AND ENTRANCE SYSTEMS

Date: **7/30/18**

Engineering Bulletin: **071801**

Effective Date: 08/06/18

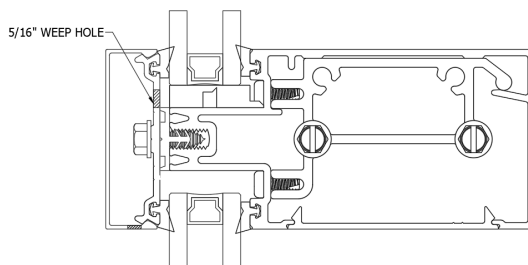
Released By: **Steven Gille**

Subject: **400CW Enhancement Updates Completion**

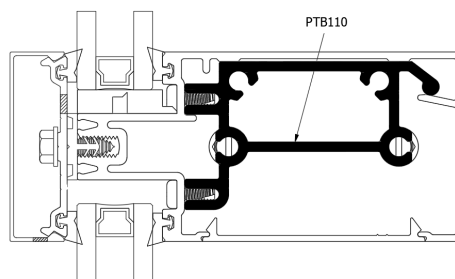
**Tubelite is dedicated to continuous improvement of our product offering.**

Effective Monday 08/06/18, the enhancements listed below to the 400CW curtain wall will be released. The associated engineering documents and price book will be updated on-line and available that day.

**5/16" diameter weep holes updated from 1/4" diameter:**

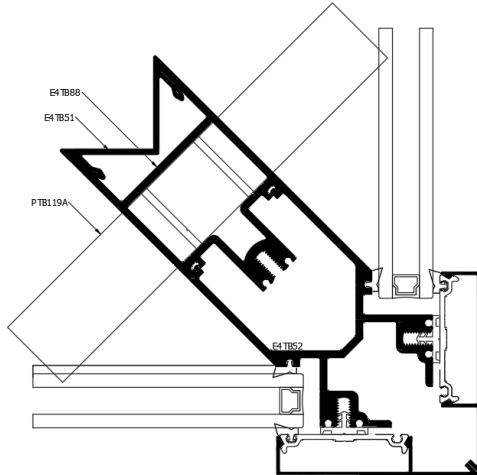


**New "roll-over" shear block design: PTB110**



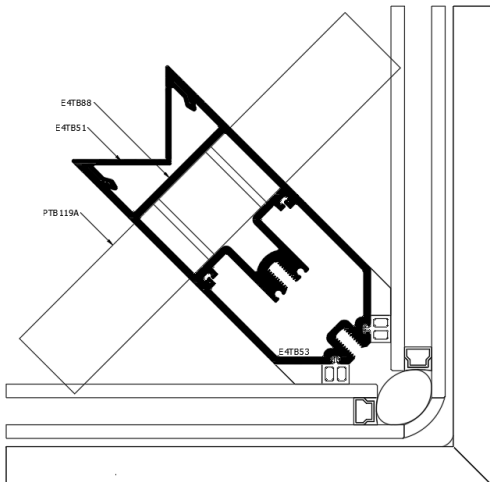
**New Outside Captured corner design:**

- New back mullion profile – same mullion used for all OS captured, OS SSG and IS SSG
- New head / sill “T” anchor design – same anchor used for all OS captured, OS SSG and IS SSG
- New interior corner closure – profile follows framing
- New exterior covers – eliminated exposed aluminum PP
- Used standard vertical mullion zone dams
- New corner inserts



**New Outside SSG corner design:**

- New back mullion profile – same mullion used for all OS captured, OS SSG and IS SSG
- New head / sill “T” anchor design – same anchor used for all OS captured, OS SSG and IS SSG
- New interior corner closure – profile follows framing
- New zone dams
- New corner inserts



## New Inside SSG corner design:

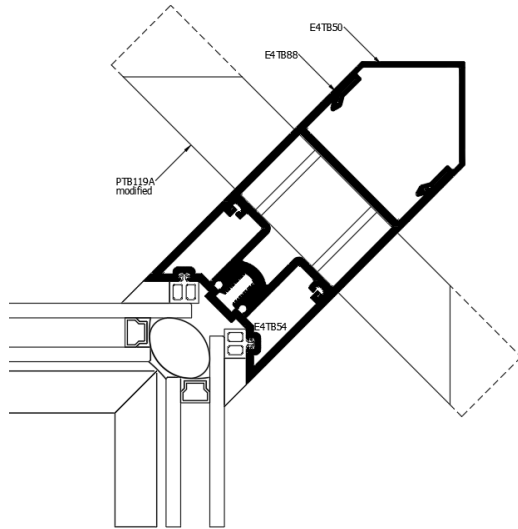
New back mullion profile – same mullion used for all OS captured, OS SSG and IS SSG

New head / sill “T” anchor design – same anchor used for all OS captured, OS SSG and IS SSG

New interior corner closure – profile follows framing

New zone dams

New corner inserts



## Polyamide Pressure Plate – replaces fiberglass

